

FERNO®
FOCUS

A curated selection of solutions for your industry segment

**iNSTRAXX
& AVIATION**





CONTENTS

| | |
|--|-------|
| iNTRAXX TRACKS & CAPS | 2 |
| iNTRAXX STORAGE SOLUTIONS | 3 |
| • SafePak Multi-Mounts | 3 |
| • SafePaks | 4 |
| • SafeCabs | 5 |
| • SafePouches | 5 |
| • Pouch Mount Carriers | 7 |
| • Pouch Mount Plates | 8 |
| iNTRAXX TRACK CONNECTORS | 9 |
| iNTRAXX DEFIB / MONITOR MOUNTS | 10 |
| • Physio | 10 |
| • Tempus | 10 |
| • LifePak 15 | 11 |
| • Corpuls | 11 |
| • ZOLL | 11 |
| iNTRAXX OXYGEN | 13 |
| iNTRAXX VENTILATOR MOUNTS | 14 |
| iNTRAXX SUCTION MOUNTS | 15 |
| iNTRAXX POLE / RAIL MOUNTS | 16 |
| iNTRAXX ACCESSORIES MOUNTS | 17 |
| iNTRAXX SAFESEATS | 18 |
| FERNO AVIATION | 19 |
| • Aviation Tracks | 19 |
| • Aviation Pole Clamps | 19 |
| • Aviation D.360 Series | 21 |
| • Aviation PRO Series | 22 |
| • Other | 22 |
| RESOURCES | 23 |
| • Ready Reference: SafePak Multi-Mount Requirements | 4 |
| • Ready Reference: SafePouch Mount Requirements | 7 |
| • Website | 23 |
| • iNTRAXX System Components Guide | 23 |
| • iNTRAXX ShareFile | 23 |
| • Ready Reference: Mounting Options and Compatible Components by Device | 24-27 |
| • Your Notes | 28 |



iNTRAXX modularity supports better work flows and inventory management which lowers operating costs

iNTRAXX™ WINNING BENEFITS

CRASH TESTED SAFETY

- **Crash-ready** iNTRAXX components are dynamically crash-tested to AS/NZS 4535 and SAE J3043 requirements that keep equipment secure 26G impacts. Aviation mounts are tested for up to 20G.
- **Seated, Safe and Restrained Delivery of Care** Reach supplies and deliver care without standing in a moving vehicle
- **Soft-Sided Storage** SafePaks are soft-sided, eliminating potential strike hazards during aggressive vehicle manoeuvres or crashes

IMPROVED FLEXIBILITY

- **Inter-operability** Supplies and equipment are interchangeable across vehicles and vehicle types
- **Mission-Specific Customisation** Equipment and supplies can be removed or repositioned to adapt a vehicle to different response scenarios eg: a viral outbreak or mass casualty
- **Expandable System** Components can be added as your needs change

REDUCED PROCESSING TIME & MAINTENANCE

- **Faster Turn Around Time** SafePaks and pouches are easy to remove and clean, making restocking fast and easy
- **Reduced Downtime** Damaged or out-of-service equipment and components can be quickly removed and replaced without taking a vehicle out of service

REDUCED SYSTEM WASTE

- **Improved Inventory Control** SafePaks and Pouches make inventory control easier with better visibility of supplies, reducing duplication, waste and expired supplies

IMPROVED ERGONOMICS

- **Easy Access** Modularity allows supplies and equipment to be placed next to the paramedic in the delivery of care position, eliminating the need to get up in a moving vehicle to access supplies
- **Provider-Specific Configuration** Quickly reposition equipment and supplies exactly where you want them, or to suit the job

IMPROVED INFECTION CONTROL

- **Cleaning and Decontamination** Components are removable and power washable for thorough, easy cleaning
- **Containment** Individual pouches isolate potential contamination to specific areas, limiting the exposure of expensive supplies

REDUCE COST OF OWNERSHIP

- **Reduced Space Requirements** iNTRAXX system requires less space for storage and equipment, allowing use of smaller, less expensive vehicles

iNTRAXX SAFETY FORMULA



Equipment or Supplies



iNTRAXX Mount



secured to



iNTRAXX Wall (or Surface) Track



CRASH TESTED TO
AS/NZS 4535

Crash Tested Safety

TRACKS & CAPS

iNTRAXX
TRACKS & CAPS


iNTRAXX Tracks are the foundation of the iNTRAXX System and provides an SAE-compliant platform for easy customisation of your vehicle.

Different styles of tracks are available for installation to walls, ceilings and bench-top surfaces. Start small with one or two tracks to satisfy a specific need, or incorporate iNTRAXX throughout the vehicle to reap the full benefits the system provides.

Tracks are manufactured from anodised extruded aluminium and designed with two parallel load-bearing channels with drop-zones and locking positions integrated along its length as well as fluid drainage capabilities.

iNTRAXX TRACK 1016mm

Most commonly used track for wall and bench. May be cut to size (additional cost).



| | | |
|----------------------|---------------------------|----------------------------|
| Part Number | 0480001 | |
| Dimensions | W: 189 mm / 7.5 in | D: 12.7 mm / 0.5 in |
| | L: 1016 mm / 40 in | |
| Weight | 3.4 kg / 7.5 lb | |
| Load Capacity | 100 kg / 220.46 lb | |
| Crash Tested | 10g, 22g, 26g | |

TRACK SYSTEM 340mm WITH END CAPS

This short track is commonly used for mounting single pieces of equipment and is supplied with black end caps. This track is suitable for wall and bench top applications.



| | | |
|----------------------|----------------------------|--------------------------|
| Part Number | 0480062 | |
| Dimensions | W: 193 mm / 7.6 in | D: 17 mm / 0.7 in |
| | L: 340 mm / 13.4 in | |
| Weight | 1.2 kg / 2.6 lb | |
| Load Capacity | 25 kg / 55.1 lb | |
| Crash Tested | 10g, 22g, 26g | |

END CAP - REGULAR

End caps are used to finish off the end of the track for a neater look. It can be removed if the track is to be extended.

Black and white end caps available by special order.



0048003 Grey

| | | |
|---------------------|---------------------------|--------------------------|
| Part Number | 0480003 (Grey) | |
| Dimensions | W: 193 mm / 7.6 in | D: 17 mm / 0.7 in |
| | L: 48 mm / 1.9 in | |
| Weight | 52 g / 0.11 lb | |
| Crash Tested | 10g, 22g, 26g | |

END CAP - THIN

Thin end caps are used where the track end is close to a wall. Its thin profile also allows equipment mounts to slide over it to attach to the track.

Black and white end caps available by special order. Black end cap shown for illustrative purposes



| | | |
|---------------------|----------------------------|----------------------------|
| Part Number | 0480050 (Grey) | |
| Dimensions | W: 189 mm / 7.4 in | D: 12.7 mm / 0.5 in |
| | L: 3.7 mm / 0.15 in | |
| Weight | 10 g / 0.02 lb | |
| Crash Tested | 10g, 22g, 26g | |

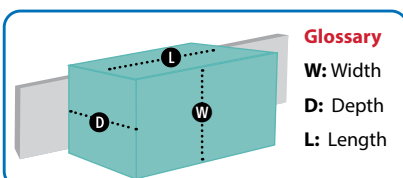
T SPLICE CAP - BLACK

T-Splice Caps are used where horizontal and vertical tracks meet.

Black and white T Splice Caps available by special order. Black end cap shown for illustrative purposes



| | | |
|---------------------|---------------------------|--------------------------|
| Part Number | 0480006 (Grey) | |
| Dimensions | W: 193 mm / 7.6 in | D: 16 mm / 0.6 in |
| | L: 24 mm / 0.9 in | |
| Weight | 36 g / 0.08 lb | |
| Crash Tested | 10g, 22g, 26g | |



Glossary

W: Width

D: Depth

L: Length

INTRAXX Storage options attach to the Tracks and can be positioned wherever you prefer or want them. All storage solutions are crash tested to 26g.

Storage units feature clear windows for quick and convenient visual identification of contents and are soft sided to reduce injury from unexpected head strikes.

SafePouches are individual pouches with clear flap enclosures plus a pocket for custom labels. They fit inside SafePak bags or to wall tracks via pouch mounts.

SafePaks are hard-shelled cases lined with pouch mounts which secure SafePouches inside the case. Contents are accessed while mounted to the wall, or removed for use on-scene.

SafeCab cabinets mount direct to wall tracks and feature soft sides and clear doors for content visibility plus a tamper-evidence locking lever. SafeCabs come in three sizes.

SAFEPAK MOUNT

The SafePak Mount attaches to INTRAXX wall tracks. It provides an area where small and regular size SafePak cases may be secured vertically and accessed in-vehicle.




| | |
|----------------------|---|
| Part Number | 0480022 |
| Dimensions | W: 1114 mm / 43.9 in D: 50 mm / 2 in L: 485 mm / 19 in |
| Weight | 5.8 kg / 12.8 lb |
| Load Capacity | 12 kg / 26.5 lb |
| Crash Tested | 10g, 22g, 26g |

SAFEPAK MULTI-MOUNT - 3 ROW

The SafePak Multi-Mount performs the same function as the SafePak Mount.

The Multi-Mount has a lower profile and smaller footprint which enables it to be positioned in a greater number of locations within the vehicle.

- Multi-Mount with Safemount 3 Row - 0480193
- Multi-Mount Plate only, 3 Row - 0480209



| | |
|--|---|
| Part Number | 0480193 |
| Dimensions | W: 600 mm / 23.6 in D: 40 mm / 1.57 in L: 425 mm / 16.7 in |
| Weight | 3.3 kg / 7.3 lb |
| Load Capacity | 12 kg / 26.5 lb |
| Crash Tested | 10g, 22g, 26g |
| Safemount supplied with 0480193. Refer to separate user manual | |

SAFEPAK MULTI-MOUNT - 2 ROW

The SafePak Multi-Mount performs the same function as the SafePak Mount.

The 2 Row Multi-Mount is shorter in length than the 3 Row model. Like the 3 Row model, it has a lower profile and smaller footprint than the SafePak Mount which enables it to be positioned in a greater number of locations within the vehicle.



| | |
|--|--|
| Part Number | 0480201 |
| Dimensions | W: 400 mm / 15.75 in D: 40 mm / 1.57 in L: 425 mm / 16.7 in |
| Weight | 2.45 kg / 5.4 lb |
| Load Capacity | 12 kg / 26.5 lb |
| Crash Tested | 26g |
| Safemount supplied with 0480201. Refer to separate user manual | |

Refer to the **Multi-Mount Ready Reference on page 4** to see what the Multi-Mount plates requirements are to fit your SafePak bags.

| | |
|---|--|
| Part Number | 0480207 |
| Dimensions | W: 400 mm / 15.75 in D: 40 mm / 1.57 in L: 425 mm / 16.7 in |
| Weight | 1.6 kg / 5.4 lb |
| Load Capacity | 12 kg / 26.5 lb |
| Crash Tested | 26g |
| Multi-Mount plate only for direct to wall mounting preferences. | |

STORAGE SOLUTIONS

SAFEPAK SMALL - BLUE

The small SafePak is supplied with a full set of pouches, configured as shown. Two small SafePaks fit to the SafeMount. The Multi-Mount 3 Row will fit one small SafePak.

Red: 0480023 | White: 0480090



| | | |
|----------------------|----------------------------|-----------|
| Part Number | 0480077 (Blue) | |
| Dimensions | W: 325 mm / 12.8 in | |
| | D: 240 mm / 9.4 in | |
| | L: 460 mm / 18.1 in | |
| Weight | 5.03 kg | / 11.1 lb |
| Load Capacity | 8 kg | / 17 lb |
| Crash Tested | 10g, 22g, 26g | |

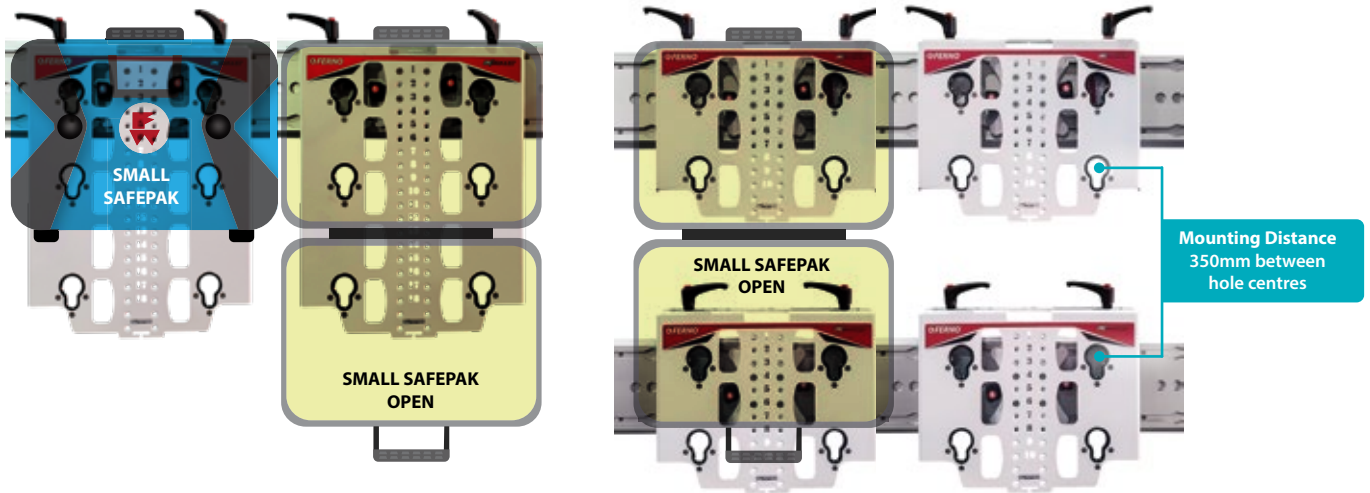
SAFEPAK MEDIUM - RED

The medium / regular SafePak is supplied with a full set of pouches, configured as shown.

Blue: 0480059 | White: 0480060


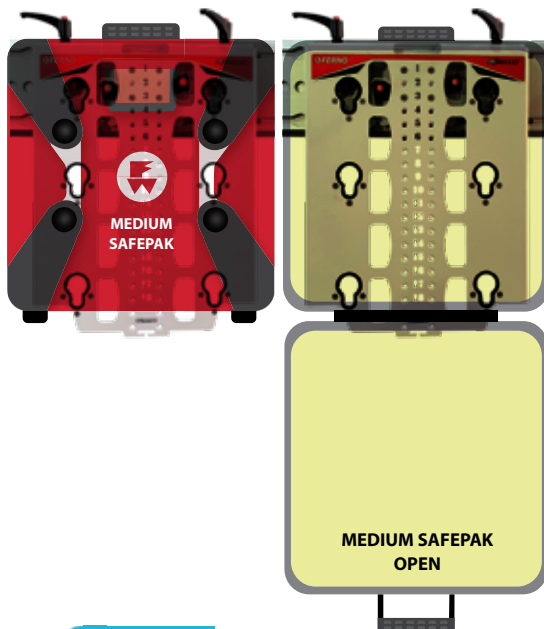
| | | |
|----------------------|----------------------------|-----------|
| Part Number | 0480024 (Red) | |
| Dimensions | W: 481 mm / 12.8 in | |
| | D: 240 mm / 9.4 in | |
| | L: 460 mm / 18.1 in | |
| Weight | 7.6 kg | / 16.9 lb |
| Load Capacity | 11.3 kg | / 25 lb |
| Crash Tested | 10g, 22g, 26g | |

READY REFERENCE: SAFEPAK MULTI-MOUNT REQUIREMENTS



SafePak Multi-Mount 3 Row

SafePak Multi-Mount 2 Row



SafeCab cabinets mount direct to wall tracks and feature soft sides and clear doors for content visibility plus a tamper-evidence locking lever which displays green for untampered, or red for tampered.

SAFECAB - SMALL

The small SafeCab provides a secure area for small items to be safely stored during transit. The small SafeCab is bulkhead compliant.



| | |
|----------------------|--|
| Part Number | 0480085 |
| Dimensions | W: 350 mm / 13.8 in D: 330 mm / 13 in L: 545 mm / 21.5 in |
| Weight | 13.5 kg / 29.8 lb |
| Load Capacity | 5 kg / 11 lb |
| Crash Tested | 10g, 22g, 26g |

SAFECAB - MEDIUM


The medium SafeCab is the most popular size. As with other SafeCabs, it provides a secure area for larger items to be safely stored during transit.



| | |
|----------------------|--|
| Part Number | 0480086 |
| Dimensions | W: 350 mm / 13.8 in D: 330 mm / 13 in L: 800 mm / 31.5 in |
| Weight | 16.5 kg / 36.4 lb |
| Load Capacity | 8 kg / 17.6 lb |
| Crash Tested | 10g, 22g, 26g |

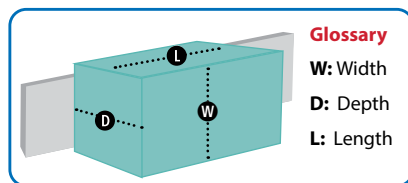
SAFECAB - LARGE

The large SafeCab provides sufficient area to store those longer awkward items that should be safely secured during transit.



| | |
|----------------------|---|
| Part Number | 0480087 |
| Dimensions | W: 350 mm / 13.8 in D: 330 mm / 13 in L: 1180 mm / 46.5 in |
| Weight | 23.5 kg / 51.8 lb |
| Load Capacity | 12 kg / 23.5 lb |
| Crash Tested | 10g, 22g, 26g |

SafePouches are individual pouches with clear flap enclosures plus a pocket for customised labels to identify each pouch or its contents if desired. SafePouches are available in a range of sizes and depths and fit inside SafePak bags or lock on to wall tracks via pouch mounts. SafePouches feature an innovative latching system that attaches and detaches pouches to walls and SafePak interiors with one simple movement.



Glossary

- W:** Width
- D:** Depth
- L:** Length



| Specifications | Small SafePouch | Medium SafePouch | Large Vertical | Large Horizontal |
|----------------------|--|--|---|---|
| Part Number | 0480026 | 0480027 | 0480028 | 0480029 |
| Dimensions | W: 120 mm / 4.7 in D: 70 mm / 2.8 in L: 100 mm / 3.9 in | W: 120 mm / 4.7 in D: 70 mm / 2.8 in L: 200 mm / 7.9 in | W: 260 mm / 10.2 in D: 70 mm / 2.8 in L: 200 mm / 7.9 in | W: 120 mm / 4.7 in D: 70 mm / 2.8 in L: 400 mm / 15.7 in |
| Weight | 136 g / 0.3 lb | 250 g / 0.6 lb | 400 g / 0.9 lb | 400 g / 0.9 lb |
| Load Capacity | 226 g / 0.5 lb | 1.13 kg / 2.5 lb | 2.04 kg / 4.5 lb | 2.04 kg / 4.5 lb |
| Crash Tested | 10g, 22g, 26g | 10g, 22g, 26g | 10g, 22g, 26g | 10g, 22g, 26g |
| Pack Size | Pack of 2 | Pack of 2 | Pack of 2 | Pack of 2 |
| Pouch Divider | Not compatible | Compatible | Compatible | Compatible |

STORAGE SOLUTIONS

SAFEPAK POUCH DIVIDER

The Divider is compatible with the medium and large pouches and provides the ability to divide a pouch into smaller sections or different areas.



| | | |
|--------------------|--------------------------|----------------------------|
| Part Number | 0480072 | |
| Dimensions | W: 99 mm / 3.9 in | D: 64.8 mm / 2.6 in |
| | L: 40 mm / 1.6 in | |
| Weight | 100 g / 0.2 in | |
| Pack Size | Pack of 8 | |

SAFEPOUCH - MEDIUM MESH

The medium mesh SafePouch enables one-handed access to stored contents thanks to its elasticated throat. For the same reason, contents in the mesh pouch are not crash test rated.



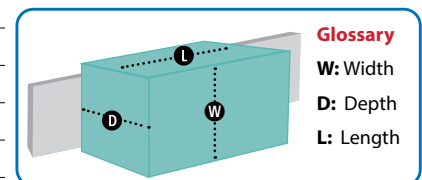
| | | |
|----------------------|--|------------------------------------|
| Part Number | 0480092 | |
| Dimensions | W: 120 mm / 4.7 in | D: Expands to 101 mm / 4 in |
| | L: 200 mm / 7.9 in | |
| Weight | 197 g / 0.43 lb | |
| Load Capacity | 1.1 kg / 2.5 lb | |
| Pack Size | Pack of 2. Illustrated BVM not included. | |

JUMBO SafePouches are 50mm deeper than standard SafePouches. The additional depth accommodates bulkier items, and provides additional options for equipment storage. Due to its extra depth, Jumbo SafePouches are best mounted to the wall with Pouch Track Mounts or Pouch Mount Plates — [refer page 7 for a Ready Reference](#) showing how many track mounts each SafePouch requires.



| Specifications | Small Jumbo | Medium Jumbo | Large Vertical Jumbo |
|----------------------|---|---|--|
| Part Number | 0480173 | 0480174 | 0480175 |
| Dimensions | W: 120 mm / 4.7 in D: 120 mm / 4.7 in L: 100 mm / 3.9 in | W: 120 mm / 4.7 in D: 120 mm / 4.7 in L: 200 mm / 7.9 in | W: 260 mm / 10.2 in D: 120 mm / 4.7 in L: 200 mm / 7.9 in |
| Weight | 160 g / 0.36 lb | 250 g / 0.6 lb | 470 g / 1 lb |
| Load Capacity | 226 g / 0.5 lb | 1.13 kg / 2.5 lb | 2 kg / 4.5 lb |
| Crash Tested | 10g, 22g, 26g | 10g, 22g, 26g | 10g, 22g, 26g |
| Pack Size | Pack of 2 | Pack of 2 | Pack of 2 |
| Pouch Divider | Not compatible | Compatible | Compatible |

| Specifications | Large Horizontal Jumbo | Dual Large Vertical Jumbo |
|----------------------|--|---|
| Part Number | 0480176 | 0480177 |
| Dimensions | W: 120 mm / 4.7 in D: 120 mm / 4.7 in L: 400 mm / 15.7 in | W: 260 mm / 10.2 in D: 120 mm / 4.7 in L: 400 mm / 15.7 in |
| Weight | 470 g / 0.99 lb | 850 g / 1.8 lb |
| Load Capacity | 2 kg / 4.5 lb | 4 kg / 8.8 lb |
| Crash Tested | 10g, 22g, 26g | 10g, 22g, 26g |
| Pack Size | Pack of 2 | Pack of 2 |
| Pouch Divider | Compatible | Compatible |



Glossary
W: Width
D: Depth
L: Length

POUCH MOUNT CARRIER - SINGLE

Pouch Mount Carriers are used in the SafePaks, Pouch Track Mounts and Pouch Mount Plates. They form an integral part of the latching system to secure SafePouches.



POUCH TRACK MOUNT - SINGLE

The Single Track Mount can be installed anywhere on the iNTRAXX Track. It accepts and supports:

- 2 Small or
- 1 Medium SafePouch



POUCH TRACK MOUNT - DOUBLE VERTICAL

The Double Vertical Track Mount installs direct to the iNTRAXX Track and supports:

- 2 Medium or
- 1 Large Vertical or
- 4 Small SafePouches



POUCH TRACK MOUNT - DOUBLE HORIZONTAL

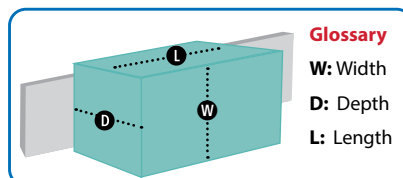
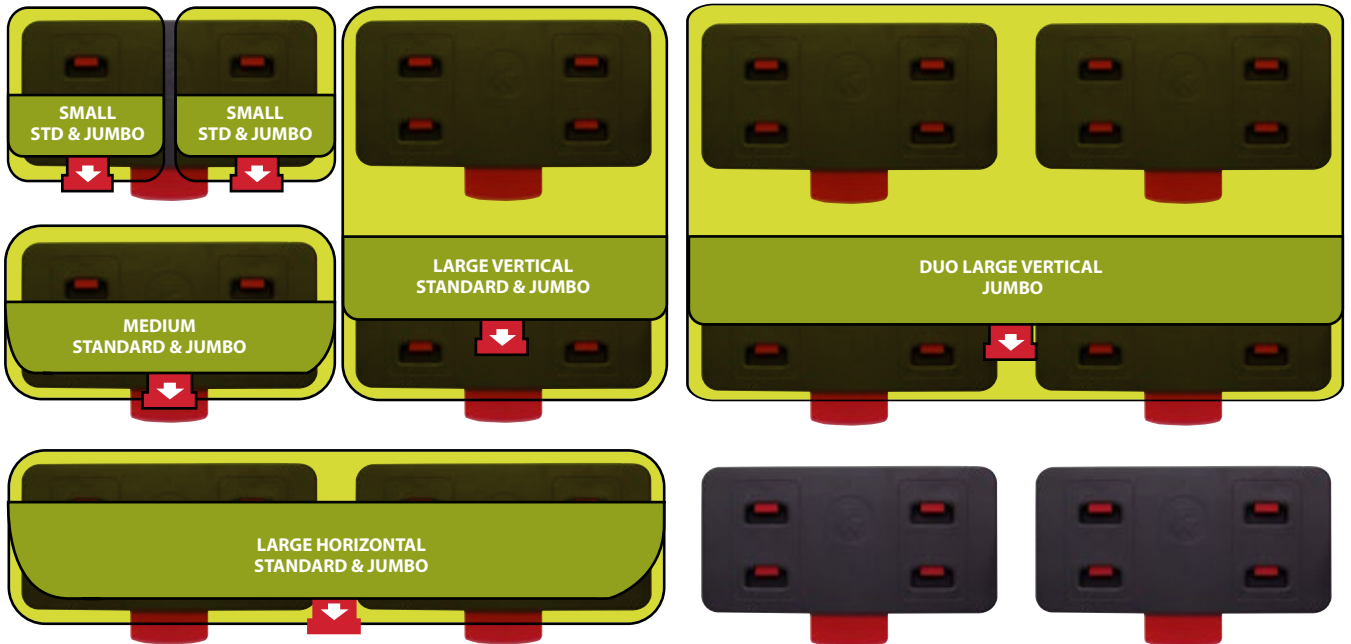
The Double Horizontal Track Mount installs direct to the iNTRAXX Track and supports:

- 2 Medium or
- 1 Large Horizontal or
- 4 Small SafePouches



| Specifications | Pouch Mount Carrier | Pouch Track Mount Single | Double Vertical | Double Horizontal |
|----------------------|--|---|--|---|
| Part Number | 0480030 | 0480031 | 0480032 | 0480083 |
| Dimensions | W: 118 mm / 4.6 in D: 15 mm / 0.6 in L: 190 mm / 7.5 in | W: 125 mm / 4.9 in D: 54 mm / 2.1 in L: 290 mm / 11.4 in | W: 268 mm / 10.6 in D: 54 mm / 2.1 in L: 290 mm / 11.4 in | W: 125 mm / 4.9 in D: 54 mm / 2.1 in L: 545 mm / 21.5 in |
| Weight | 106 g / 0.23 lb | 250 g / 0.6 lb | 1.23 kg / 2.7 lb | 1.14 kg / 2.5 lb |
| Load Capacity | 2.4 kg / 5.3 lb | 2.4 kg / 5.3 lb | 2.4 kg / 5.3 lb | 2.4 kg / 5.3 lb |
| Crash Tested | 10g, 22g, 26g | 10g, 22g, 26g | 10g, 22g, 26g | 10g, 22g, 26g |

READY REFERENCE: SAFEPOUCH MOUNT REQUIREMENTS



STORAGE SOLUTIONS

Pouch Mount Plates provide an alternative way of using the iNTRAXX storage system without requiring iNTRAXX tracks. Mount Plates are installed directly to the vehicle wall and are available in a range of sizes to suit available space and configuration preferences. Their low profile make it a valuable solution for confined spaces, are light in weight and are easy to clean and decontaminate.

POUCH MOUNT PLATE - 4T2



POUCH MOUNT PLATE - 3T2



POUCH MOUNT PLATE - 2T2



POUCH MOUNT PLATE - 1T2



| Specifications | Pouch Mount Plate 4T2 | Pouch Mount Plate 3T2 | Pouch Mount Plate 2T2 | Pouch Mount Plate 1T2 |
|----------------------|--|--|--|---|
| Part Number | 0480160 | 0480155 | 0480161 | 0480162 |
| Dimensions | W: 588 mm / 23.1 in D: 28.5 mm / 1.1 in L: 416 mm / 16.4 in | W: 453 mm / 17.8 in D: 28.5 mm / 1.1 in L: 416 mm / 16.4 in | W: 298 mm / 11.7 in D: 28.5 mm / 1.1 in L: 416 mm / 16.4 in | W: 183 mm / 7.2 in D: 28.5 mm / 1.1 in L: 416 mm / 16.4 in |
| Weight | 2.46 kg / 5.4 lb | 1.9 kg / 4.2 lb | 1.25 kg / 2.8 lb | 0.72 kg / 1.6 lb |
| Load Capacity | 12.4 kg / 27.4 lb | 9.3 kg / 20.6 lb | 6.2 kg / 13.7 lb | 3.11 kg / 7 lb |
| Crash Tested | 10g, 22g, 26g | 10g, 22g, 26g | 10g, 22g, 26g | 10g, 22g, 26g |

TRACK ADAPTOR - POUCH MOUNT PLATE

The Track Adaptor is used if Pouch Mount Plates are going to be attached to an iNTRAXX track instead of direct to the wall.

The Track Adaptor provides additional flexibility in the choice of location and height, when configuring vehicle storage.



| | |
|----------------------|---|
| Part Number | 0480191 |
| Dimensions | W: 183 mm / 7.2 in D: 54 mm / 2.1 in L: 564 mm / 22.2 in |
| Weight | 1.23 kg / 2.73 lb |
| Load Capacity | 16 kg / 35 lb |
| Crash Tested | 10g, 22g, 26g |



The compact, modular design [of iNTRAXX] meant we could move from a Type III (box style) to a Type II (van style) vehicle because of the space savings.

Barry Hurd, Chief of Ambulance Services
Oak Valley District Hospital, USA



TRACK CONNECTORS

Track Connectors are generic mounts that interface with multiple pieces of equipment to enable them to attach securely to tracks. Featuring a quick-release locking mechanism, the track connectors / mounts may quickly be unlocked to enable them to be repositioned along the Track or removed.

TRACK CLIP

Track Clips mount direct to the iNTRAXX track to provide an attachment point for strapping, hanging or attaching equipment.



| | | |
|----------------------|----------------------------|----------|
| Part Number | 0480008 | |
| Dimensions | W: 69 mm / 2.7 in | |
| | D: 40.5 mm / 1.6 in | |
| | L: 41.5 mm / 1.6 in | |
| Weight | 80 g | / 0.2 lb |
| Load Capacity | 2.27 kg | / 5 lb |
| Crash Tested | 10g, 22g, 26g | |

SAFEMOUNT - THREADED 25kg

The SafeMount with 25kg load capacity is our most popular mount. A wide variety of equipment may be secured to the SafeMount which in turn attaches and locks to the iNTRAXX track.



| | | |
|----------------------|----------------------------|-----------|
| Part Number | 0480010 | |
| Dimensions | W: 151 mm / 5.9 in | |
| | D: 34.5 mm / 1.4 in | |
| | L: 167 mm / 6.6 in | |
| Weight | 0.85 kg | / 1.86 lb |
| Load Capacity | 25 kg | / 55 lb |
| Crash Tested | 10g, 22g, 26g | |

SAFEMOUNT - THREADED 12kg

The SafeMount Threaded 12kg functions identically to the SafeMount Threaded 25kg, but with half the load capacity.



| | | |
|----------------------|---------------------------|-----------|
| Part Number | 0480146 | |
| Dimensions | W: 151 mm / 5.9 in | |
| | D: 40 mm / 1.6 in | |
| | L: 167 mm / 6.6 in | |
| Weight | 0.74 kg | / 1.6 lb |
| Load Capacity | 12 kg | / 26.5 lb |
| Crash Tested | 10g, 22g, 26g | |

SAFEMOUNT WITH CONNECTOR

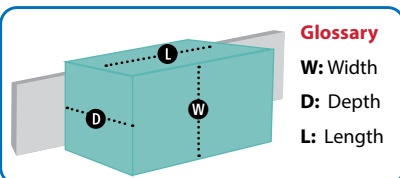
The SafeMount with Connector consists of two parts: The SafeMount with locking mechanism plus a Connector disk-shaped piece.

The Connector is attached to and remains on the equipment, while the SafeMount is attached to the track in its desired location.

To attach or remove the equipment, slide the Connector into or out of the receiving V-section on the SafeMount.



| | | |
|----------------------|----------------------------|-----------|
| Part Number | 0480011 | |
| Dimensions | W: 187 mm / 7.4 in | |
| | D: 48.5 mm / 1.9 in | |
| | L: 167 mm / 6.6 in | |
| Weight | 0.75 kg | / 1.65 lb |
| Load Capacity | 10 kg | / 22 lb |
| Crash Tested | 10g, 22g, 26g | |



Scan to watch a SafeMount video on the product web page or manually type in the URL:
lead.me/bclcua

DEFIB / MONITOR MOUNTS

iNTRAXX Equipment Mounts are equipment-specific mounting options for attaching to vertically or horizontally installed tracks. These multi-purpose mounts allow users to move equipment around the ambulance where it is most needed, while remaining securely fastened to the vehicle in the event of a crash or hard manoeuvre.

PHYSIO LP1000 AED WALL MOUNT



TEMPUS LS WALL MOUNT



TEMPUS PRO KIT WALL MOUNT



| Specifications | Physio LP1000 AED Wall Mount | Tempus LS Wall Mount | Tempus Pro Kit Wall Mount |
|---------------------|---|--|--|
| Part Number | 0480084 | 0480180 | 0480181 |
| Dimensions | W: 196 mm / 7.7 in D: 62 mm / 2.4 in L: 253 mm / 10 in | W: 165 mm / 6.4 in D: 165 mm / 6.4 in L: 185 mm / 7.6 in | W: 151 mm / 5.9 in D: 171 mm / 6.7 in L: 310 mm / 12.2 in |
| Weight | 1.4 kg / 3.1 lb | 0.73 kg / 1.6 lb | |
| Crash Tested | 10g, 22g, 26g | 10g, 22g, 26g | 10g, 22g, 26g |
| Notes | | Tempus LS Smart Dock sold separately. Follow instructions on assembly process. Refer to Tempus specifications of the LS Smart Dock and testing certifications. | Tempus PRO Smart Dock sold separately. Follow instructions on assembly process. Refer to Tempus specifications of PRO Smart Dock and testing certifications. |

TEMPUS PRO SWIVEL MOUNT

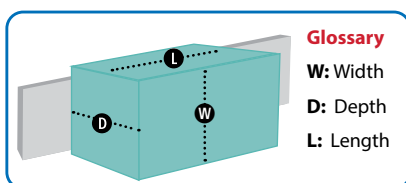


TEMPUS MOUNT STACKER



| Specifications | Tempus Pro Swivel Mount | Tempus Mount Stacker |
|---------------------|---|--|
| Part Number | 0480182 | 0480183 |
| Dimensions | W: 200 mm / 7.87 in D: 290 mm / 11.41 in L: 167 mm / 6.6 in | W: 400 mm / 15.74 in D: 150 mm / 5.9 in L: 100 mm / 3.93 in |
| Weight | 2.12 kg / 4.67 lb | 0.63 kg / 1.38 lb |
| Crash Tested | 10g, 22g, 26g | 10g, 22g, 26g |
| Notes | Load Capacity 9 kg (19.84 lb) This Tempus swivel mount for iNTRAXX track is used to attach the Tempus docks for the Pro and LS in either a singular configuration, or back-to-back. Always follow product instructions | Load Capacity 2.5 kg (5.51 lb) Mounts to the Tempus Pro Swivel Mount |

See how the Tempus Mount Stacker is installed and used.
<https://l.ead.me/bcMNqD>



DEFIB / MONITOR MOUNTS

LIFEPAK 15 DEFIB MOUNT SPECIAL - NO SAFEMOUNT



LIFEPAK 15 DEFIB WALL MOUNT



LIFEPAK 15 DEFIB SWIVEL MOUNT



LIFEPAK 15 DEFIB WALL & SWIVEL MOUNT



| Specifications | LifePak 15 Special | LifePak 15 Wall Mount | LifePak 15 Swivel Mount | LifePak 15 Wall & Swivel |
|---------------------|--|---|---|---|
| Part Number | 0480298 LP15 BOLT ON | 0480013 | 0480014 | 0480015 |
| Dimensions | W: 370 mm / 14.5 in D: 296 mm / 11.65 in L: 210 mm / 8.3 in | W: 356 mm / 14 in D: 321 mm / 12.6 in L: 210 mm / 8.3 in | W: 415 mm / 16.3 in D: 304 mm / 12 in L: 210 mm / 8.3 in | W: 415 mm / 16.3 in D: 344 mm / 13.5 in L: 210 mm / 8.3 in |
| Weight | 5.5 kg / 12.12 lb | 6.7 kg / 14.8 lb | 7.4 kg / 16.3 lb | 8.3 kg / 18.3 lb |
| Crash Tested | 10g, 22g, 26g | 10g, 22g, 26g | 10g, 22g, 26g | 10g, 22g, 26g |
| Notes | Compatible with LifePak 15 with or without its case | | | |

CORPULS 3 WALL MOUNT



CORPULS 3 MONITOR MOUNT



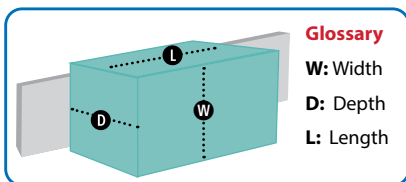
CORPULS 3 SWIVEL MOUNT



CORPULS 3 WALL & SWIVEL MOUNT



| Specifications | Corpuls 3 Wall Mount | Corpuls 3 Monitor Mount | Corpuls 3 Swivel Mount | Corpuls 3 Wall & Swivel |
|---------------------|--|--|---|--|
| Part Number | 0480056 | 0480093 | 0480094 | 0480095 |
| Dimensions | W: 196 mm / 7.7 in D: 98 mm / 3.9 in L: 261 mm / 10.3 in | W: 199 mm / 7.8 in D: 98 mm / 3.9 in L: 167 mm / 6.6 in | W: 261 mm / 10.3 in D: 250 mm / 9.8 in L: 262 mm / 10.3 in | W: 261 mm / 10.3 in D: 266 mm / 10.5 in L: 262 mm / 10.3 in |
| Weight | 1.59 kg / 3.5 lb | 1.3 kg / 2.9 lb | 2.24 kg / 4.9 lb | 3.44 kg / 7.6 lb |
| Crash Tested | 10g, 22g, 26g | 10g, 22g, 26g | 10g, 22g, 26g | 10g, 22g, 26g |
| Notes | All mounts use the Corpuls mounting adaptor. Charging bracket Defibrillator/Pacer Unit 12V DC obtained separately. | | | |



Glossary
W: Width
D: Depth
L: Length

ZOLL X SERIES WALL MOUNT



ZOLL X SERIES SWIVEL MOUNT



ZOLL X SERIES WALL & SWIVEL MOUNT



| Specifications | ZOLL X Series Wall Mount | ZOLL X Series Swivel Mount | ZOLL X Series Wall & Swivel Mount |
|---------------------|---|---|---|
| Part Number | 0480019 | 0480020 | 0480021 |
| Dimensions | W: 282 mm / 11.1 in D: 285 mm / 11.2 in L: 210 mm / 8.3 in | W: 342 mm / 13.5 in D: 265 mm / 10.4 in L: 210 mm / 8.3 in | W: 342 mm / 13.5 in D: 305 mm / 12 in L: 210 mm / 8.3 in |
| Weight | 5.6 kg / 12.3 lb | 7.9 kg / 17.4 lb | 8.8 kg / 19.4 lb |
| Crash Tested | 10g, 22g, 26g | 10g, 22g, 26g | 10g, 22g, 26g |
| Notes | Compatible with Zoll X Soft Case including rear pouch | | |

DEFIB / MONITOR MOUNTS

ZOLL X - INTRAXX TRACK MOUNT (CHARGING)



ZOLL X - DIRECT WALL MOUNT (CHARGING)



| Specifications | ZOLL Charging Wall Mount | ZOLL X Charging Direct Wall Mount |
|----------------------|--|---|
| Part Number | 0480197 | 0480217 |
| Dimensions | W: 292 mm / 11.5 in D: 125 mm / 5 in L: 205 mm / 8.1 in | W: 292 mm / 11.5 in D: 100 mm / 4 in L: 205 mm / 8.1 in |
| Weight | 3.7 kg / 8.15 lb | 2.8 kg / 3.9 lb |
| Load Capacity | 12 kg / 26.45 lb | 12 kg / 26.45 lb |
| Crash Tested | 10g, 22g, 26g | 10g, 22g, 26g |
| Notes | Supplied as a kit including Zoll Mount, Zoll Charge Adapter plus bolts for attaching the unit to a Safemount (sold separately). Compatible Safemounts 0480010 or 0480146. Zoll bag not included. | Supplied as a kit including Zoll Mount, Zoll Charge Adapter and bolts for attaching the unit to the wall. Refer to separate user instructions. Zoll bag not included. |

INTRAXX D360 WALL MOUNT



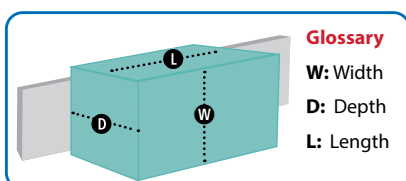
ZOLL AED3 WALL MOUNT



ZOLL AED3 DIRECT MOUNT



| Specifications | iNTRAXX D360 Wall Mount | Zoll AED3 Mount | Zoll AED3 Direct Mount |
|----------------------|---|--|---|
| Part Number | 0480151 | 0480149 | 0480150 |
| Dimensions | W: 151 mm / 5.9 in D: 384 mm / 15.1 in L: 167 mm / 6.6 in | W: 312 mm / 12.2 in D: 229 mm / 9 in L: 260 mm / 10.2 in | W: 312 mm / 12.2 in D: 191mm / 7.5 in L: 260 mm / 10.2 in |
| | 1.8 kg / 4 lb | 2.6 kg / 5.7 lb | 1.9 kg / 4.1 lb |
| Load Capacity | | 3.5 kg / 7.7 lb | 3.5 kg / 7.7 lb |
| Crash Tested | 10g | 10g, 22g, 26g | 10g, 22g, 26g |
| Notes | Provides the platform for Zoll or Hamilton T1 and any other aviation products that use the D360 system. Illustrated with Zoll Adaptor 0480156 (sold separately) which is required to fit the PD360 defibrillator. | Can be retained in the mount with or without the Zoll AED case. iNTRAXX track mount only. May be supplied with a 360° swivel mount by special request. Refer to separate customer drawings for mounting details. Illustrated defibrillator not included. | Can be retained in the mount with or without the Zoll AED case. Direct to wall mount only. May be supplied as a 360° swivel cabinet mount by special request. Refer to separate customer drawings for mounting details. Illustrated defibrillator not included. |



SEATING & OXYGEN

iNTRAXX Oxygen Mounts

A range of mounts cater for up to three oxygen cylinders of various sizes. The Single Oxygen Mount pictured is designed to support a D (425 litre) or Jumbo D (640 litre) size oxygen bottle.

OXYGEN MOUNT - SINGLE

The Single Oxygen Mount is designed to support a D or Jumbo D size oxygen bottle.



| | |
|---------------------|--|
| Part Number | 0480034 |
| Dimensions | W: 480 mm / 18.9 in D: 210 mm / 8.3 in L: 167 mm / 6.6 in |
| Weight | 2.2 kg / 4 lb |
| Crash Tested | 10g, 22g, 26g |
| Notes | Weight excludes oxygen cylinder, sold separately. |

OXYGEN SYSTEM - DOUBLE

The Double Oxygen System is designed to hold up to two M60 oxygen cylinders and extends the time between refills or provision of oxygen to multiple patients. Can be easily removed from the track for use in the field.



| | |
|---------------------|---|
| Part Number | 0480126 #T70710 |
| Dimensions | W: 876 mm / 34.5 in D: 226 mm / 8.9 in L: 451 mm / 17.8 in |
| Weight | 15.4 kg / 34 lb |
| Crash Tested | 10g, 22g, 26g |
| Notes | Weight excludes oxygen cylinder, sold separately. Compatible with Spiracle EE-Lite tanks (0819994) combined with Model 804 Regulator (081-9567); Spiracle M60 Aluminium Tank (0822502). |

OXYGEN SYSTEM - DOUBLE WITH PRESSURE TRANSDUCER

This model is a variation of the Double Oxygen System 0480126. Its benefits and functions are the same as described above, except it is fitted with a pressure transducer which converts pressures to a digital format.



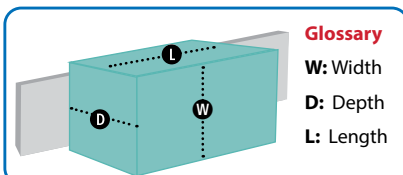
| | |
|---------------------|---|
| Part Number | 0480158 #T70710-T |
| Dimensions | W: 876 mm / 34.5 in D: 226 mm / 8.9 in L: 451 mm / 17.8 in |
| Weight | 15.4 kg / 34 lb |
| Crash Tested | 10g, 22g, 26g |
| Notes | Weight excludes oxygen cylinder, sold separately. Compatible with Spiracle EE-Lite tanks (0819994) combined with Model 804 Regulator (081-9567); Spiracle M60 Aluminium Tank (0822502). |

CD O₂ CYLINDER BRACKET

The CD Oxygen Mount Bracket is sold singly to provide flexibility when building your oxygen system. Certification is covered only under the complete assembly.



| | |
|---------------------|---|
| Part Number | 0480163 |
| Dimensions | W: 500 mm / 19.68 in D: 130 mm / 5.11 in L: 167 mm / 6.57 in |
| Weight | 2.74 kg / 6.04 lb |
| Crash Tested | 10g, 22g, 26g |
| Notes | |



Glossary

W: Width
D: Depth
L: Length

VENTILATOR MOUNTS

IMPACT 731 VENTILATOR MOUNT

Attaches an Impact 731 ventilator to a SafeMount with Connector (0480011)



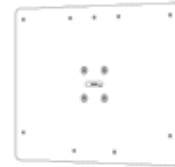
PNEUPAC MOUNTING PLATE

Specifically designed to mount the Pneupac ventilator.



WEINMANN LIFEBASE 3NG MOUNT

The Lifebase 3NG ventilator mount fits the Weinmann wall mounting Base Station 3NG only.



| Specifications | Impact 731 Ventilator Mount | Pneupac Mounting Plate | Weinmann Lifebase 3NG Mount |
|---------------------|--|--|--|
| Part Number | 0480151 | 0480074 | 0480159 |
| Dimensions | W: 199 mm / 7.8 in D: 64 mm / 2.5 in L: 167 mm / 6.6 in | W: 199 mm / 7.8 in D: 60 mm / 2.4 in L: 167 mm / 6.6 in | W: 280 mm / 11 in D: 404 mm / 15.9 in L: 56 mm / 2.2 in |
| Weight | 0.9 kg / 2 lb | 1.09 kg / 2.4 lb | 2.2 kg / 4.8 lb |
| Crash Tested | 10g, 22g, 26g | 10g, 22g, 26g | 10g, 22g, 26g |
| Notes | Also compatible with Zoll Z Ventilator. | | Weinmann Base Station 3NG fitting instructions must be followed. |

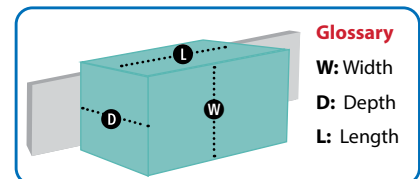
DRAEGER VENT DW MOUNT

Designed for the Draeger DW ventilator, this mount attaches to the wall.



DRAEGER VENT DS MOUNT

Designed for the Draeger DS ventilator, this mount swivels and suitable for counter top mounted tracks.



| Specifications | Draeger Vent DW Mount | Draeger Vent DS Mount |
|---------------------|---|--|
| Part Number | 0480109 | 0480110 |
| Dimensions | W: 285 mm / 11.2 in D: 259 mm / 10.2 in L: 243 mm / 9.6 in | W: 351 mm / 13.8 in D: 251 mm / 9.9 in L: 243 mm / 9.6 in |
| Weight | 3.14 kg / 6.9 lb | 3.93 kg / 8.7 lb |
| Crash Tested | 10g, 22g, 26g | 10g, 22g, 26g |
| Notes | | |

LAERDAL SUCTION UNIT MOUNT



SSCOR SUCTION UNIT MOUNT



HERSILL V7 PLUS B EMERGENCY SUCTION UNIT MOUNT



| Specifications | Laerdal Suction Unit Mount | SSCOR Suction Unit Mount | Hersill V7 Plus B Emergency Mount |
|---------------------|--|--|--|
| Part Number | 0480042 | 0480043 | 0480124 |
| Dimensions | W: 173 mm / 6.8 in D: 57 mm / 2.2 in L: 190 mm / 7.5 in | W: 151 mm / 5.9 in D: 60 mm / 2.4 in L: 200 mm / 7.9 in | W: 151 mm / 5.9 in D: 48 mm / 1.9 in L: 167 mm / 6.6 in |
| Weight | 3 kg / 6.6 lb | 1.2 kg / 2.6 lb | 1.05 kg / 2.3 lb |
| Crash Tested | 10g, 22g, 26g | 10g, 22g, 26g | 10g, 22g, 26g |
| Notes | Requires the LSU Wall Bracket with or without power cord. | | Supplied complete with SafeMount. Follow fitting instructions. Device mountings sold separately. |

COMBO ADAPTOR MOUNT

The Combo Adaptor plate mounts to:

- Medumat Ventilator
- Weinmann Suction Unit
- Weinmann Base 1NG Suction Unit.



SAM eps (MGE) ADAPTOR BRACKET

The adaptor bracket attaches the SAM eps wall bracket to the iNTRAXX system via a SafeMount (0480146).



LCSU4 SUCTION MOUNT

The LCSU4 Suction Mount for iNTRAXX accommodates the standard LCSU4 model as well as the optional 800ml canister.



| Specifications | Combo Adaptor Mount | SAM eps (MGE) Suction Mount | LCSU4 SUCTION MOUNT |
|---------------------|--|--|---|
| Part Number | 0480199 | 0480169 | 0480048 |
| Dimensions | W: 163 mm / 6.4 in D: 57 mm / 2.2 in L: 167 mm / 6.6 in | W: 151 mm / 5.9 in D: 60 mm / 2.4 in L: 200 mm / 7.9 in | W: 254 mm / 10 in D: 255 mm / 10.03 in L: 176 mm / 6.92 in |
| Weight | 1.25 kg / 2.8 lb | 1.09 kg / 2.4 lb | 3.63 kg / 8.02 lb |
| Crash Tested | 10g, 22g, 26g | 10g, 22g, 26g | 10g, 22g, 26g |
| Notes | Meets AS/NZS 4535:1999; FMVS/CAAS; CEN 1789; SAE J3042. Supplied with required bolts and a SafeMount. Device mountings sold separately. Follow fitting instructions. | Adaptor Bracket supplied with necessary fixings. Adaptor can only be used in conjunction with the 0480146 SafeMount, sold separately. Refer to separate operator's manual. | iNTRAXX wall mount for the LCSU4 suction unit. The same mount is compatible with either the standard LCSU4 canister version, or with the additional 800ml canister. |



POLE / RAIL MOUNTS

Pole mounts provide an ergonomic solution for mounting equipment that have a clamp attachment fitting. Similar to the Pole Mounts, the Medrail supports equipment already fitted with a Medrail-style mount in either the 25mm or 30mm rail size.

SINGLE POLE MOUNT



DOUBLE POLE MOUNT



VERTICAL POLE MOUNT



| Specifications | Single Pole Mount | Double Pole Mount | Vertical Pole Mount |
|---------------------|---|--|--|
| Part Number | 0480080 | 0480081 | 0480112 |
| Dimensions | W: 206 mm / 8.1 in D: 140 mm / 5.5 in L: 167 mm / 6.6 in | W: 320 mm / 12.6 in D: 103 mm / 4.1 in L: 167 mm / 6.6 in | W: 151 mm / 5.9 in D: 255 mm / 10 in L: 167 mm / 6.6 in |
| Weight | 1.62 kg / 3.6 lb | 1.7 kg / 3.7 lb | 1.29 kg / 2.8 lb |
| Crash Tested | 10g, 22g, 26g | 10g, 22g, 26g | 10g, 22g, 26g |

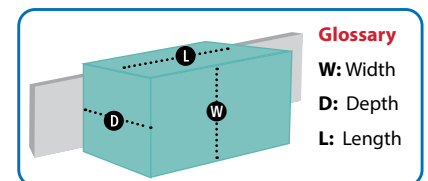
MEDRAIL MOUNT - 25MM



MEDRAIL MOUNT - 30MM



| Specifications | Medrail Mount - 25 mm | Medrail Mount - 30 mm |
|---------------------|---|---|
| Part Number | 0480082 | 0480091 |
| Dimensions | W: 151 mm / 5.9 in D: 81 mm / 3.2 in L: 305 mm / 12 in | W: 151 mm / 5.9 in D: 81 mm / 3.2 in L: 305 mm / 12 in |
| Weight | 1.4 kg / 3.1 lb | 1.44 kg / 3.2 lb |
| Crash Tested | 10g, 22g, 26g | 10g, 22g, 26g |



ACCESSORIES MOUNTS

LITTER ARM MOUNT - TALON 90C

Supplied in a pair, the litter arms provide a compact solution to support the Talon 90C litter on an iNTRAXX wall.



RAM® ADAPTOR - 2.5 SMC

The RAM® Adaptor acts as the interface between the SafeMount connector and the RAM arm, enabling RAM mounted devices to be secured to the iNTRAXX track.



1.4 Litre SHARPSAFE BIN MOUNT

The mount secures a 1.4 Litre sharps bin to the wall track. Sharps container not included.



| Specifications | Litter Arm Mount - Talon | RAM® Adaptor 2.5 SMC | 1.4 Litre Sharps Bin Mount |
|----------------------|--|---|--|
| Part Number | 0480037 | 0480047 | 0480195 |
| Dimensions | W: 150 mm / 5 in D: 730 mm / 28.7 in L: 150 mm / 5 in | W: 64 mm / 2.5 in D: 7 mm / 0.3 in L: 64 mm / 2.5 in | W: 160 mm / 6.29 in D: 110 mm / 4.33 in L: 295 mm / 11.6 in |
| Weight | 6 kg / 13.2 lb | 0.04 kg / 0.1 lb | 1.1 kg / 2.42 lb |
| Load Capacity | 3 kg / 6 lb | | |
| Crash Tested | 10g, 22g, 26g | | 10g, 22g, 26g |
| Notes | Compatible with Talon 11 90C, Talon 81C, Ferno 108T. Litters sold separately. | | Suitable for horizontal and vertical track mounting. Refer to separate operator's manual. Sharps bin sold separately. |

WORK TRAY WITH ARM

The Work Tray provides a stable area to place quick grab items when attending to a patient. The arm enables the tray to be positioned to a comfortable position.



WORK TRAY - HINGED 2.0

The Hinged Work Tray may be positioned anywhere on the track to provide a stable area for small items when attending to a patient.



TABLET MOUNT - iPad

The Tablet Mount features an adjustable arm to enable an iPad Pro 9.7" to be positioned for optimal viewing.



OPHART BIN MOUNT PLATE

The Ophart Bin Mount Plate provides a compact, secure solution for mounting a rubbish bin on horizontal and vertical track.



| Specifications | Work Tray with Arm | Work Tray - Hinged 2.0 | Tablet Mount iPad Pro | Ophart Bin Mount Plate |
|----------------------|---|---|---|---|
| Part Number | 0480039 | 0480123 | 0480041 | 0480106 |
| Dimensions | W: 199 mm / 7.8 in D: 323 mm / 12.7 in L: 323 mm / 12.7 in | W: 117 mm / 4.6 in D: 362 mm / 14.3 in L: 323 mm / 12.7 in | W: 196 mm / 7.7 in D: 275 mm / 10.8 in L: 275 mm / 10.8 in | W: 240 mm / 9.4 in D: 300 mm / 11.8 in L: 155 mm / 6.1 in |
| Weight | 1.37 kg / 3 lb | 1.1 kg / 2.4 lb | 1.7 kg / 3.759 lb | 1 kg / 2.2 lb |
| Load Capacity | 3 kg / 6 lb | 3 kg / 6 lb | 1.9 kg / 4 lb | 3 kg / 6.6 lb |
| Crash Tested | 10g, 22g, 26g | 10g, 22g, 26g | 10g, 22g, 26g | 10g, 22g, 26g |
| Notes | | | Compatible with iPad Pro 9.7" | Plate supplied as a kit with bolts. Refer to separate operator's manual. Ophart Bin not included. |

SHARPSAFE BIN MOUNT

The Sharpsafe mount secures a 2L, 3L, 4L, 7L or 9L Sharpsafe sharps bin to the wall track. Supplied with retention strap and plastic Sharpsafe mount.



SINGLE GLOVE BOX HOLDER

The Single Glove box Holder houses most sizes of standard glove boxes. Designed for easy cleaning, loading and mounting with rotating lock knobs.



TRIPLE GLOVE BOX HOLDER

The Triple Glove box Holder houses most sizes of standard glove boxes. Designed for easy cleaning, loading and mounting with rotating lock knobs.



QUAD GLOVE BOX HOLDER

The Quad Glove box Holder houses most sizes of standard glove boxes. Designed for easy cleaning, loading and mounting with rotating lock knobs.



| Specifications | Sharpsafe Sharps Bin Mount | Single Glove box Mount | Triple Glove box Mount | Quad Glove box Mount |
|----------------------|--|--|---|--|
| Part Number | 0480141 | 0480099 | 0480100 | 0480101 |
| Dimensions | W: 66 mm / 2.5 in D: 178 mm / 7 in L: 295 mm / 11.6 in | W: 259 mm / 10.1 in D: 114 mm / 4.4 in L: 247 mm / 9.7 in | W: 394 mm / 15.5 in D: 114 mm / 4.4 in L: 367 mm / 14.4 in | W: 272 mm / 10.7 in D: 116 mm / 4.5 in L: 623 mm / 24.5 in |
| Weight | 0.75 kg / 1.6 lb | 0.93 kg / 2 lb | 1.5 kg / 3.4 lb | 1 kg / 2.2 lb |
| Load Capacity | 3 kg / 6 lb | 1 kg / 2.2 lb | 3 kg / 6.6 lb | 4 kg / 8.8 lb |
| Crash Tested | 10g, 22g, 26g | 10g, 22g, 26g | 10g, 22g, 26g | 10g, 22g, 26g |
| Notes | Compliant with EN, SAE and AUS/NZ Standard when retaining 2L, 3L & 4L sharps bin. Sharps bin sold separately. | Designed for horizontal track mounting only. Refer to separate operator's manual. | Designed for horizontal track mounting only. Refer to separate operator's manual. | Designed for horizontal track mounting only. Must have 4 boxes of gloves stored at all times. Refer separate manual. |

SAFESEAT - SINGLE LAPSASH

The SafeSeat mounts directly on to an iNTRAXX track. This enables the seat to be moved around the vehicle or for extra seats to be added as clinical procedures demand.



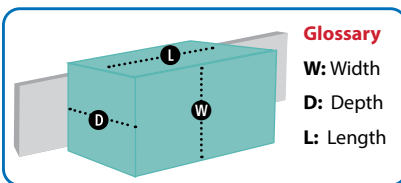
| | |
|--------------------|--|
| Part Number | 0480115 |
| Dimensions | W: 970 mm / 38.1 in D: 565 mm / 22.2 in L: 560 mm / 22 in |
| Weight | 24 kg / 52.9 lb |
| Notes | Dimensions are of the seat in unfolded position, with headrest fully extended. Refer to FMVSS and UN Regulation for test specifications. Refer to Installation Manual for seat installation details. |

SAFESEAT - DUAL LAPSASH

The SafeSeat mounts directly on to an iNTRAXX track. This enables the seat to be moved around the vehicle or for extra seats to be added as clinical procedures demand.



| | |
|--------------------|--|
| Part Number | 0480166 |
| Dimensions | W: 970 mm / 38.1 in D: 565 mm / 22.2 in L: 560 mm / 22 in |
| Weight | 25 kg / 55.1 lb |
| Notes | Dimensions are of the seat in unfolded position, with headrest fully extended. Refer to FMVSS and UN Regulation for test specifications. Refer to Installation Manual for seat installation details. |



Aviation Mini-Track is the base plate of the Pro Series system and is suitable for installation on any structurally appropriate surface in vertical or horizontal orientation.

Aviation Mini-Track is available in 7 inch and 12 inch pre-cut lengths, or custom lengths to suit your needs. We also have capacity to manufacture bespoke Mini-Track plates and trays as featured on the PacRac+ Equipment Table with MiniTrack.

FERNO AVIATION MINI-TRACK



Mini-Track 7 inch / Mini-Track 12 inch
Custom Mini-Track available on special request

MINI-TRACK FOR POLE MOUNT



PACRAC+ WITH MINI-TRACK

PacRac+ supports equipment and IV fluid bags up to a combined 25kg. It features a tray with the Mini-Track profile, two integrated IV poles and pivoting side gates so patients can transfer without removing the PacRac+ from the stretcher. Folds flat for storage.



| Specifications | Mini-Track 7 inch | Mini-Track 12 Inch | Mini-Track Pole Mount | PacRac+ with Mini-Track |
|----------------------|---|---|--|---|
| Part Number | FM100E100-7 | FM100E100-12 | FM300AS103 | FWEPR+ MT |
| Dimensions | W: 55 mm / 2.16 in D: 8 mm / 0.31 in L: 250 mm / 9.84 in | W: 55 mm / 2.16 in D: 8 mm / 0.31 in L: 305 mm / 12 in | W: 63 mm / 2.48 in D: 63 mm / 2.48 in L: 43 mm / 1.69 in | W: 560 mm / 22.04 in D: 420 mm / 16.53 in L: 530 mm / 20.86 in |
| Weight | 0.69 kg / 1.54 lb | 0.9 kg / 1.98 | 0.14 kg / 0.3 lb | 8.5 kg / 17.73 lb |
| Load Capacity | 22.6 kg / 50 lb | 22.6 kg / 50 lb | N/A | 25 kg / 55.11 lb |
| Crash Tested | 20g | 20g | 20g | 20g |
| Notes | | | Tested for many different applications and loads in conjunction with the ProV Receiver (FM300A103) | |

AVIATION POLE & CLAMP SERIES

UNIVERSAL POLE CLAMP (UPC)

Universal Pole Clamps (UPC) are designed for use in aero-medical and ground emergency transport. Each pole clamp is designed for use on vertical or horizontal tubing up to a 1.5" diameter and serves as the base clamp for many medical devices.



| | |
|----------------------|--|
| Part Number | FA849A100 |
| Dimensions | W: 70 mm / 2.75 in D: 50 mm / 1.96 in L: 130 mm / 5.11 in |
| Weight | 0.34 kg / 0.75 lb |
| Load Capacity | N/A |
| Crash Tested | 20g |
| Notes | Tested for many different applications and loads. |

UNIVERSAL POLE CLAMP WITH MED POLE

The pole can be mounted to multiple surfaces in either vertical or horizontal configurations.



| | |
|----------------------|---|
| Part Number | FA905A890 |
| Dimensions | W: 118 mm / 4.64 in D: 73 mm / 2.87 in L: 465 mm / 18.3 in |
| Weight | 0.8 kg / 1.76 lb |
| Load Capacity | N/A |
| Crash Tested | 20g |
| Notes | |

AVIATION POLE & CLAMP SERIES

MINI-TRACK EQUIPMENT POLE (STANDARD)



EQUIPMENT POLE (294mm) FOR PACRAC+ MINI-TRACK



NEOPUFF POLE CLAMP



ZOLL VENTILATOR UPC

Suits EMV+, 731, Z-VENT, 350 Aspirator



| Product | Mini-Track Equipment Pole (Standard) | Equipment Pole 294mm for PacRac+ and Mini-Track Trays | Neopuff Universal Pole Clamp | ZOLL Ventilator Universal Pole Clamp |
|---------------|--|--|--|---|
| Part Number | FWEPR+MTP | FA854A725 | FA909A400 | FA829A401 |
| Dimensions | W: 57 mm / 2.24 in D: 154 mm / 6.06 in L: 254 mm / 10 in | W: 57 mm / 2.24 in D: 154 mm / 6.06 in L: 294 mm / 11.57 in | W: 264 mm / 10.39 in D: 215 mm / 8.46 in L: 171 mm / 6.73 in | W: 214 mm / 8.42 in D: 112 mm / 4.41 in L: 112 mm / 4.41 in |
| Weight | 0.68 kg / 1.5 lb | 0.79 kg / 1.74 lb | 0.58 kg / 1.27 lb | 0.58 kg / 1.27 lb |
| Load Capacity | 7 kg | 7 kg | Device Weight | Device Weight |
| Crash Tested | 20g | 20g | 20g | 20g |
| Notes | Standard length pole. | Custom length. Additional custom length 495mm (Weight 0.79kg; Load Capacity 7kg) | Many other mounting options available in addition to the pole clamp. | |

LCSU4 POLE (300ml) CLAMP



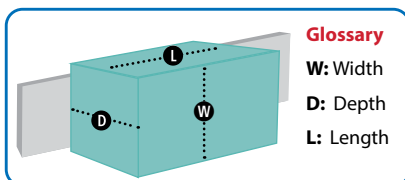
TEMPUS PRO POLE CLAMP



PROPAQ MD ADAPTER & UPC KIT



| Product | Laerdal LCSU 4 Pole Mount (300ml) | Tempus Pro Pole Mount | PROPAQ MD Adapter & UPC Kit |
|---------------|---|---|---|
| Part Number | FA905A850 | FM400A111 | FA821A330 |
| Dimensions | W: 214 mm / 8.42 in D: 175 mm / 6.88 in L: 236 mm / 9.29 in | W: 300 mm / 11.81 in D: 71 mm / 2.79 in L: 182 mm / 7.55 in | W: 148 mm / 5.82 in D: 112 mm / 4.41 in L: 148 mm / 5.82 in |
| Weight | 1.33 kg / 2.93 lb | 1.22 kg / 2.68 lb | 1kg / 2.2 lb |
| Load Capacity | Device Weight | Device Weight | 12 kg / 26.45 lb |
| Crash Tested | 20g | 20g | 20g |
| Notes | Multiple mounting options available in addition to this pole mount. | Fits the Tempus PRO device only. | |



Glossary
W: Width
D: Depth
L: Length

The D.360 Swivel System is a 2-stage system that includes a device adaptor and the D.360 Swivel Base. Each component may be purchased separately, allowing the D.360 system to be used in multiple locations.

Once the swivel base is secured in place the adaptor disk, which is attached to the medical device, slides into the receiving slot on the swivel base to securely lock and rotate 360 degrees as desired. A quick-release feature in the D.360 Swivel Base enables the medical device to be efficiently removed for use elsewhere.

Tested to 20g in all directions,

CABINET MOUNT D.360 BASE



D.360 ADAPTER FOR MINI-TRACK



D.360 ZOLL ADAPTER



| Product | Cabinet Mount D360 Base | D.360 Adapter for Mini-Track | D.360 ZOLL Adapter |
|---------------|--|--|--|
| Part Number | FA868A100 | FA868A175 | FA868A151 |
| Dimensions | W: 38 mm / 1.49 in D: 180 mm / 7.08 in L: 192 mm / 7.55 in | W: 38 mm / 1.49 in D: 162 mm / 6.37 in L: 192 mm / 7.55 in | W: 40 mm / 1.57 in D: 115 mm / 4.52 in L: 180 mm / 7.08 in |
| Weight | 1 kg / 2.2 lb | 0.45 kg / 0.99 lb | 0.45 kg / 0.99 lb |
| Load Capacity | 12 kg / 26.45 lb | 12 kg / 26.45 lb | Device Weight |
| Crash Tested | 20g | 20g | 20g |

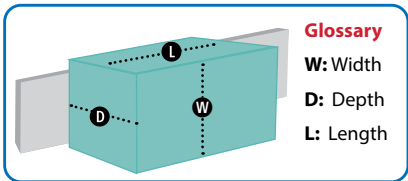
D.360 UNIVERSAL RECEIVER MOUNT HAMILTON T1 (MOUNT ONLY)



| Product | D.360 Universal Receiver - Hamilton T1 |
|---------------|---|
| Part Number | FA858A100 |
| Dimensions | W: 40 mm / 1.57 in D: 180 mm / 7.08 in L: 260 mm / 10.23 in |
| Weight | 0.55 kg / 1.21 lb |
| Load Capacity | Device Weight |
| Crash Tested | 20g |

“ The [iNTRAXX] System allows us to organise patients with higher acuity in the MPV unit and helps responders while providing patient care in a better organisational set-up. It’s been an EMS game-changer for us. ”

J Thibodeaux — Regional AMBUS Program Director, Acadian Ambulance Service, USA



AVIATION PRO SERIES

MINI ProV UNIVERSAL RECEIVER MOUNT

Provides a readily deployable interface between Mini-Track and Pro Series mounts for a large array of medical devices.



ZOLL MD/X ADAPTOR

Mounts direct to the back of the Propaq MD/X Series. Once in place, it serves as the interface between the device and the Mini ProV Receiver Mount.



ProV WEDGE

The ProV Wedge attaches to other devices and equipment to make it compatible with a ProV Universal Receiver.



| Product | Mini ProV Universal Receiver Mount | ZOLL MD/X ADAPTOR | ProV Wedge |
|---------------|--|---|--|
| Part Number | FM300A100 | FA908A885 | NMM895E117 |
| Dimensions | W: 80 mm / 3.14 in D: 40 mm / 1.57 in L: 90 mm / 3.54 in | W: 110 mm / 4.33 in D: 52 mm / 2.04 in L: 82 mm / 3.22 in | W: 50 mm / 1.96 in D: 10 mm / 0.39 in L: 40 mm / 1.57 in |
| Weight | 0.45 kg / 0.99 lb | 0.3 kg / 0.66 lb | |
| Load Capacity | Device Weight | Device Weight | |
| Crash Tested | 20g | 20g | N/A |
| Notes | | | |

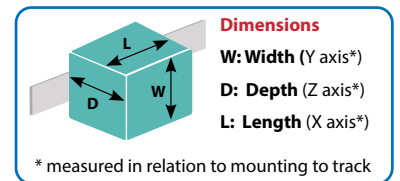
OTHER

NEOPUFF ENCLOSURE COMPLETE WITH SAFEMOUNT



MODEL 12-2 AERO-MEDICAL STRETCHER

Ferno Aviation's most popular Aero-medical Stretcher. It is a lightweight, simple and rugged litter with an array of custom accessories available.



| Product | NEOPUFF Enclosure with Safemount | Model 12-2 Aero-medical Stretcher |
|---------------|--|--|
| Part Number | FM300A100 | FWE12-2 |
| Dimensions | W: 264 mm / 10.39 in D: 215 mm / 8.46 in L: 171 mm / 6.73 in | W: 460 mm / 18 in D: 76 mm / 3 in L: 1850 mm / 73 in |
| Weight | 1.58 kg / 3.48 in | 9.5 kg / 20.94 lb |
| Load Capacity | Device Weight | 159 kg / 350 lb |
| Crash Tested | 20g | |
| Notes | Multiple mounting options available in addition to pole mounts. | Engineering for specific aircraft required. |

WEBSITE

Discover more product information including videos on our website. Scan the QR Code or go to https://bit.ly/iNTRAXX_AU



iNTRAXX COMPONENTS GUIDE

The iNTRAXX and Aviation components featured in this FOCUS publication are hand-picked for the Australasian region. The iNTRAXX Components Guide provides the full range of parts available in the iNTRAXX System.

Ask your local Ferno representative for a copy of the latest components guide or email intraxxteam@ferno.com



iNTRAXX RESOURCES

Photos, drawings, certifications, processes and other practical information is available via ShareFile.

To apply for access to these resources on ShareFile, email intraxxteam@ferno.com.

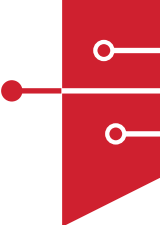


YOUR NOTES

A large grid of small dots for taking notes.

Defibrillators

| DEVICE | INTRAXX PART NUMBER | MEDICAL DEVICE WILL | | | | |
|------------------------------------|---------------------|---------------------|------|--------------|------|---------------------|
| | | BENCH | WALL | WALL & BENCH | POLE | EXISTING BENCH D360 |
| ZOLL X or Advance | 0480019 | | ● | | | |
| | 0480020 | ● | | | | |
| | 0480020 | | | | | |
| | 0480021 | | | ● | | |
| | 0480297 | | | ● | | |
| | FA868A151 | | | | | ● |
| | FA821A330 | | | | ● | |
| | FA908A885 | | ● | | | |
| | 0480197 | | ● | | | |
| | 0480217 | | ● | | | |
| ZOLL AED 3 | 0480149 | | ● | | | |
| | 0480150 | | ● | | | |
| LifePak 15 | 0480013 | | ● | | | |
| | 0480014 | ● | | | | |
| | 0480014 | | | | | |
| | 0480015 | | | ● | | |
| | 0480298 | | | ● | | |
| Physio LP1000 AED | 0480084 | | ● | | | |
| Corpuls | 0480056 | | ● | | | |
| | 0480094 | ● | | | | |
| | 0480094 | | | | | |
| | 0480095 | | | ● | | |
| Corpuls Monitor | 0480093 | | | ● | | |
| Tempus PRO | 0480180 | | ● | | | |
| | 0480182 | ● | | | | |
| | 0480182 | | | | | |
| | FM400A111 | | | | ● | |
| | FM400A111 | | ● | | | |
| Tempus LS | 0480181 | | ● | | | |
| | 0480182 | ● | | | | |
| | 0480182 | | | | | |
| Tempus LS and PRO (stacked) | 0480182 + 0480183 | ● | | | | |
| Tempus LS and PRO | 0480182 | ● | | | | |



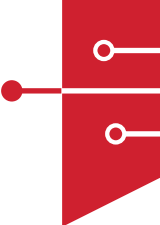
| BE MOUNTED TO: | | | ADDITIONAL REQUIREMENT | TRACK REQUIRED | | | | |
|--------------------|------------------------|------------------|------------------------|----------------|----------|----|-----------------------------|---------------------|
| EXISTING WALL D360 | EXISTING ProV RECEIVER | STANDARD PACRAC+ | SAFEMOUNT | TRACK 048001 | END CAPS | | TRACK 0480062 INC. END CAPS | AVIATION MINI TRACK |
| | | | | ● | ● | or | ● | |
| | | | | ● | ● | or | ● | |
| | | ● | | | | | | |
| | | ● | | ● | ● | or | ● | |
| | | | | | | | | |
| ● | | | | | | | | |
| | ● | | | | | | | ● |
| | | | ● | ● | ● | or | ● | |
| | | | | | | | | |
| | | | | ● | ● | or | ● | |
| | | | | ● | ● | or | ● | |
| | | ● | | | | | | |
| | | ● | | ● | ● | or | ● | |
| | | | | | | | | |
| | | | | ● | ● | or | ● | |
| | | | | ● | ● | or | ● | |
| | | | | ● | ● | or | ● | |
| | | ● | | | | | | |
| | ● | | | | | | | ● |
| | | | | ● | ● | or | ● | |
| | | | | ● | ● | or | ● | |
| | | ● | | | | | | |
| | | ● | | ● | ● | or | ● | |
| | | ● | | ● | ● | or | ● | |

Suction

| DEVICE | INTRAXX PART NUMBER | MEDICAL DEVICE WILL BE | | | | |
|---------------------------------------|---------------------|------------------------|------|--------------|------|---------------------|
| | | BENCH | WALL | WALL & BENCH | POLE | EXISTING BENCH D360 |
| Laerdal LCSU | 0480042 | | ● | | | |
| Laerdal LCSU4 | 0480048 | ● | | | | |
| | 0480048 | | | | | |
| | 0480048 | | ● | | | |
| | FA905A850 | | | | ● | |
| | FA905A850 | | ● | | | |
| SSCOR Suction Unit | 0480043 | | ● | | | |
| Hersill V7 Plus B | 0480124 | | ● | | | |
| Medumat Ventilator | 0480199 | | ● | | | |
| Weinmann Suction | 0480199 | | ● | | | |
| Weinmann Base 1NG Suction Unit | 0480199 | | ● | | | |
| SAM eps (MGE) | 0480169 | | ● | | | |


Ventilators

| DEVICE | INTRAXX PART NUMBER | MEDICAL DEVICE WILL BE | | | | |
|------------------------------|---------------------|------------------------|------|--------------|------|---------------------|
| | | BENCH | WALL | WALL & BENCH | POLE | EXISTING BENCH D360 |
| Draeger Vent | 0480109 | | ● | | | |
| | 0480110 | ● | | | | |
| | 0480110 | | | | | |
| Impact 731 Ventilator | 0480038 | | ● | | | |
| | FA829A401 | | | | ● | |
| NeoPuff | FA909A400 | | | | ● | |
| | FA909A100 | | ● | | | |



| MOUNTED TO: | | | ADDITIONAL REQUIREMENT | TRACK REQUIRED | | | | |
|--------------------|------------------------|------------------|------------------------|----------------|----------|----|-----------------------------|---------------------|
| EXISTING WALL D360 | EXISTING ProV RECEIVER | STANDARD PACRAC+ | SAFEMOUNT | TRACK 048001 | END CAPS | | TRACK 0480062 INC. END CAPS | AVIATION MINI TRACK |
| | | | | ● | ● | | ● | |
| | | | | ● | ● | | ● | |
| | | ● | | | | | | |
| | | | | ● | ● | | ● | |
| | | | | | | | | |
| | ● | | | | | | | ● |
| | | | | ● | ● | or | ● | |
| | | | | ● | ● | or | ● | |
| | | | | ● | ● | or | ● | |
| | | | | ● | ● | or | ● | |
| | | | | ● | ● | or | ● | |
| | | | ● | ● | ● | or | ● | |

| MOUNTED TO: | | | ADDITIONAL REQUIREMENT | TRACK REQUIRED | | | | |
|--------------------|------------------------|------------------|------------------------|----------------|----------|----|-----------------------------|---------------------|
| EXISTING WALL D360 | EXISTING ProV RECEIVER | STANDARD PACRAC+ | SAFEMOUNT | TRACK 048001 | END CAPS | | TRACK 0480062 INC. END CAPS | AVIATION MINI TRACK |
| | | | | ● | ● | or | ● | |
| | | | | ● | ● | or | ● | |
| | | ● | | | | | | |
| | | | | ● | ● | or | ● | |
| | | | | | | | | |
| | | | ● | ● | ● | or | ● | |





EMERGENCY

RESCUE

HEIGHT SAFETY

MORTUARY

SERVICE & MAINTENANCE

AUSTRALIA HEAD OFFICE

11 Johnstone Road
BRENDALE QUEENSLAND 4500
Tel: +61 7 3881 4999
Fax: +61 7 3881 1125

WESTERN AUSTRALIA

27 Walters Way
FORRESTFIELD WA 6058
Tel: +61 8 9353 2300
Fax: +61 8 9353 1169

NEW ZEALAND

Tel: +64 4 928 3099
SALES@FERNO.CO.NZ

CONTACT US

INFO@FERNO.COM.AU
1800 804 647 TOLL FREE AUSTRALIA

WWW.FERNO.COM.AU